



User Guide

Guide de l'Utilisateur

Manual do Usuário



ONER3

EFFECTS

CARBON-X OVERDRIVE CX-1

Product Overview

Thank you for choosing an Onerr product.

The **Carbon-X CX-1** delivers the same warm and dynamic sound characteristics inherent to tube amplifiers.

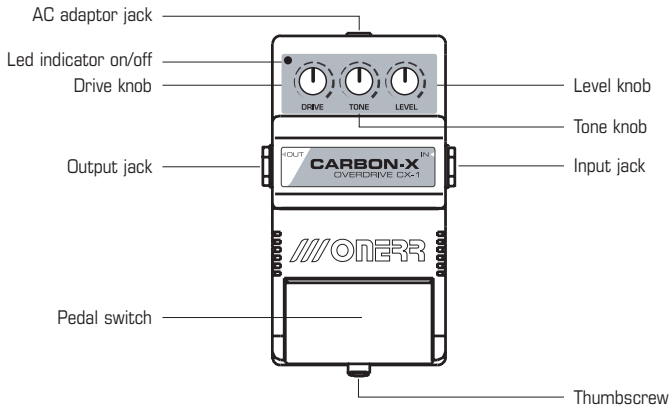
It produces a classic tone similar to the warmth of a saturated tube amplifier keeping the same characteristics inherent to the most acclaimed overdrives.

Carbon-X Overdrive accentuates your playing style (picking techniques, string bending and attack, etc) without altering the tonal personality of your instrument.



ENGLISH

Panel Descriptions



Pedal Descriptions

AC adaptor Jack: Accepts connection of an external AC adaptor. By using an AC adaptor you can play without being concerned about the battery life.

Input Jack: Connect your instrument cord or the output of another effect pedal if you are linking pedals together.

Output Jack: This output jack will deliver the effected sound to your amplifiers or to an input jack of another effect.

Pedal: Depress to turn on/off the pedal.

Thumbscrew: By loosening this thumbscrew you will gain access to the battery compartment. For instructions on how to replace the battery please refer to page 13.

Drive: Adjusts the overall amount of gain and overdrive of this unit. Very similar to when the output section of a tube amplifier is being pushed.

Tone: Turning from left to right emphasizes the high tones obtaining more harmonics.

Level: Adjusts the output level without altering any of the tonal characteristics.

Powering

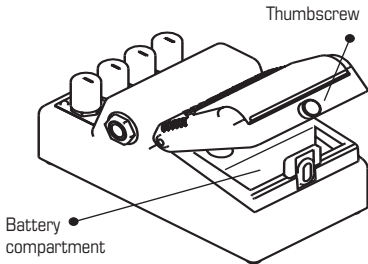
You can use a 9 volt alkaline battery (not included) or AC adaptor to power your pedal.

When using a battery, alkaline is suggested.

To install a battery, simply turn the thumbscrew to the left, gaining access to the battery compartment.

Connect the snap cord to the battery, observing the proper polarity.

When the pedal is not in use ONERR highly suggests removing the battery from its compartment to prevent possibility of leaking and damage to this unit.



⚠ Warning:

When using an AC adaptor is sure to use a compatible model for your unit, otherwise irreparable damage may be caused.

Optional Onerr AC adaptor: Onerr PA-21 or PA-23.

Power supply specifications:

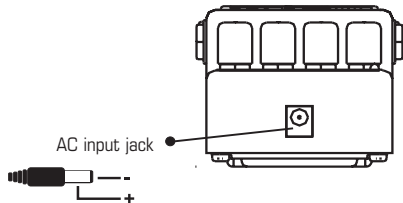
Output voltage: 9 VDC

Current capacity: 100 mA (minimum)

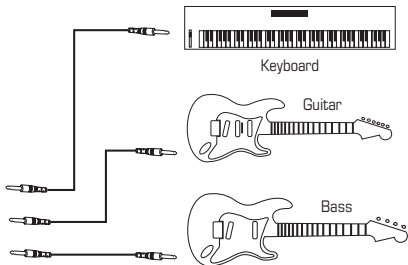
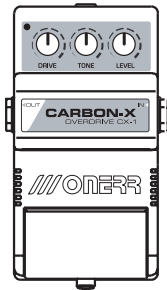
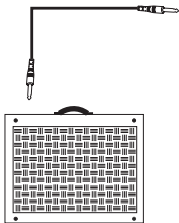
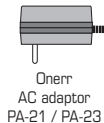
Output plug: 2.1 x 5.5 mm (negative center)

⚠ Warning:

The input jack also serves as a power switch. Power is turned on when an instrument plug is inserted into the input jack and is it turned off when disconnected. When this unit is not in use you should disconnect any cord connected to the input jack.



Making the Connections



Notes:

- Only use reliable cords to connect your pedals. This is to be sure you won't get troubles while playing.
- Before powering your pedals, make all necessary linking connections. In case of you need to change any connection, do not forget to turn the power off in order to not cause any damage to your units.
- Only use regulated adaptors in order to have best performance.
- Do not worry if you accidentally change the input to output cord. This will not damage your unit. Just turn the power off and reconnect it correctly.

Using this pedal safely



Warning or caution:

Instructions alerting the user to possible risks and/or injuries if the product is used improperly.



Forbidden actions:

Used to advise those actions that can't be carried out.



Before using this product be sure to read and check all instructions of this Owner's manual.



Use only reliable AC adaptors with proper line voltage. Non-reliable AC adaptors with different polarity or voltage may cause damage or malfunction and void the warranty.



Other than the battery compartment, do not open this product in any way. This will void the warranty and may cause damage to the unit if manipulated by non-authorized people.



Do not allow any kind of object or liquid to penetrate this product. This may cause irreparable damages.



Do not use or store this product in places that are:

- dusty;
- humid or damp;
- subject to very high (such as sunlight or near heating equipment) or very low temperatures;
- subject to rain.



Turn the power off and remove the AC adaptor from the outlet if any of the following conditions occur:

- the AC adaptor cord has been cut or damaged;
- this unit has been exposed to rain or some liquid has penetrated the unit;
- this product does not appear to operate normally or presents some change in performance.

Warranty

Microtronix Eletrônica Ltda warrants this unit to be free from defects in materials and workmanship for a period of 1 (one) year from date of first purchase.

This warranty does not include any kind of damage resulting from accidents, misuse, abusive, alteration to the internal circuitry or vital parts and damages caused by non-reliable AC adaptors.

If in any way this unit becomes defective within the warranty period, Microtronix Eletrônica Ltda will elect to repair or replace it free of charge.

After the warranty period, Microtronix Eletrônica Ltda will repair this unit for a fee.

This warranty is extended for residents of Brazil. Please call main office for return authorization number. Microtronix will not accept packages without prior authorization, pre-paid freight, and proper insurance.

Please call or e-mail the international distributor for warranty information.

Specifications*

Power supply: DC 9 v alkaline or AC adaptor (Onerr model PA-21 or PA-23)

Current draw: 6 mA

Controls: Level, Tone and Drive

Switch: turn on/off effect

Indicators: indicator on/off led

Jacks: input, output and AC adaptor

Input impedance: 500 kOhm (minimum)

SN ratio: 30 dB

Dimensions: 130 mm (D) x 74 mm (W) x 61 mm (H)

Weight: 1 lb 6 oz (610 g)

*The above specifications are subject to change without prior notice.



Manufactured in Brazil by
Microtronix Eletrônica Ltda.
Printed in Brazil – 28000901
www.onerr.com